



DONGAH

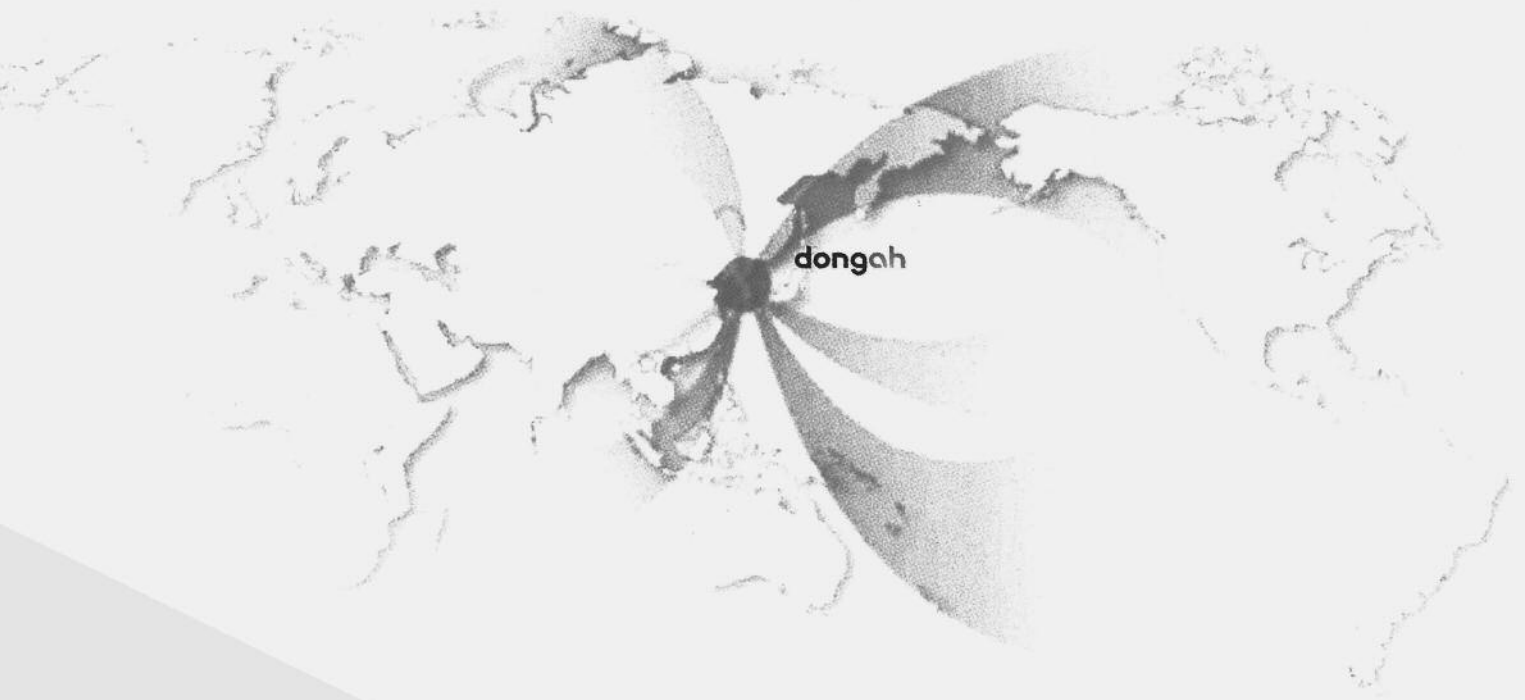
DONGAH TIRE & RUBBER CO., LTD.

www.dongahtire.co.kr

dongah

| THE GREATEST QUALITY OVER 40 YEARS

Since its establishment in 1971, Dong Ah Tire & Rubber Co., Ltd has been continuously expanding in automotive related industry such as Tire Inner Tubes & Flaps, Automotive Batteries, Car Autoparts, CMB & Electric Insulator.



| DONG AH GLOBAL NETWORKS |

KOREA

- YUSAN PLANT(TIRE INNER TUBE)
- ULSAN PLANT(AUTOMOTIVE BATTERY)
- BUKJUNG PLANT(CMB, RETREAD TIRE & FLAP)
- JINJU DTR PLANT(AUTOPARTS)
- YUSAN STAMPING & INSULATOR PLANT

CHINA


- QINGDAO PLANT(TIRE INNER TUBE)
- QINGDAO DTR PLANT(AUTOPARTS)

AMERICA

- DTR AMERICA CORP

ENGLAND

- DTR VMS PLANT(AUTOPARTS)



Passenger Car Tubes (Radial)

GROUP SIZE	TIRE SIZE APPLICATION	VALVE	Q'TY/CTN
ER10	145R10	TR13	40
DR12	125R12	TR13	40
ER12	135R/145R12, P135/75R12, P145/75R12	TR13	40
	145/70R12, 155/70R12		
	140R150R12, 135/80R12, P145/80R12		
FR12	155R12, P155/75R12, P165/75R12, P155/80R12	TR13	33
	P165/80R12, 175/70R12, ZR70-12, BR12		
ER13	135R/145R13, P135/75R13, P145/75R13	TR13	38
	145/70R13, 155/70R13, 165/70R13		
	140/150R13, P135/80R13, P145/80R13		
FR13	155R/165R13, P155/75R13, P165/75R13	TR13	30
	175/70R13		
	160R13, BR13, P155/80R13, P165/80R13		
GR13	175R/185R13, P175/80R13, P185/80R13	TR13	28
	185/70R13, 195/70R13, 205/70R13		
	170R/180R13, P185/75R13, P185/75R13		
	CR70-13, BR70-13		
KR13	DR70-13, ER70-13	TR13	25
ER14	135R/145R14, P135/75R14, P145/75R14	TR13	35
	145/70R14, 155/70R14, 165/70R14		
	140R/150R14, P135/80R14, P145/80R14		
FR14	155R/165R14, P155/75R14, P165/75R14	TR13	30
	175/70R14, 185/70R14		
	160R14, BR14, CR78-14, P155/80R14, P165/80R14		
GR14	175R/185R14, P175/75R14, P185/75R14	TR13	25
	195/70R14, P175/80R14, P185/80R14		
	170R/180R14, CR14		
KR14	195R/205R14, P195/75R14, P205/75R14, P215/75R14	TR13	25
	205/70R14, 215/70R14, 225/70R14, P195/80R14		
	P205/80R14, DR70-14, ER70-14, FR70-14		
DR15	125R15	TR13	35
ER15	135R/145R15, P135/75R15, P145/75R15	TR13	30
	145/70R15, 155/70R15, 165/70R15		
	140R/150R15, P135/80R15, P145/80R15		
FR15(L)	155R/165R15, P155/80R15, P165/80R15	TR13	30
	175/70R15, 185/70R15		
	160R15, BR15, BR70-15, P155/75R15, P165/75R15		
GR15(L)	175R/185R15, P175/75R15, P185/75R15	TR13	25
	195/70R15, 205/70R15		
	170R/180R15, P175/80R15, P185/80R15		
KR15(L)	195R/205R15, P205/75R15, P215/75R15	TR13	22
	205/70R15, 215/70R15, 225/70R15, P225/70R15		
	GR70-15, P195/80R15, P205/80R15		
MR15(L)	215/225R15, P215/80R15, P225/80R15	TR13	20
	235/70R15, P225/75R15		
	HR70-15		
GR16	175R/185R16	TR15	25
KR16	195R/205R16	TR15	20
MR16	215R/225R16	TR15	18

AUTOMOBILE INNER TUBES

Passenger Car Tubes (Bias)

GROUP SIZE	TIRE SIZE APPLICATION	VALVE	Q'TY/CTN
E-10	4.80/5.00/5.20-10	TR13	40
	5.95/145-10, 5.9-10		
D-12	4.00/4.40-12	TR13	40
	5.35/125-12, 5.3-12		
E-12	4.80/5.00/5.20/5.50-12	TR13	40
	5.65/135-12, 5.95/145-12		
	5.9-12		
F-12	5.60/6.00-12, 6.2-12	TR13	33
E-13	5.20/5.50-13	TR13	38
	5.65/135-13, 5.95/145-13		
	5.9-13		
F-13	5.60/5.90-13	TR13	30
	6.15/155-13, 6.45/165-13		
	A78-13, Y78-13		
	6.2-13, 6.9-13		
G-13	6.00/6.40/6.50/6.70-13	TR13	28
	6.95/175-13, 7.35/185-13		
	B78-13, C78-13		
	7.3-13		
K-13	7.00/7.25/7.50-13	TR13	25
E-14	5.00/5.20/5.50-14	TR13	35
	5.65/135-14, 5.95/145-14		
F-14	5.60/5.90-14	TR13	30
	6.15/155-14, 6.45/165-14		
	6.2-14, 6.9-14		
G-14	6.00/6.40/6.50/6.70-14	TR13	25
	6.95/175-14, 7.35/185-14		
	C78-14, D78-14, 7.3-14		
K-14	7.00/7.50/8.00-14	TR13	25
	7.75/195-14, 8.25/205-14		
	E78-14, F78-14		
D-15	4.00/4.25/4.40-15	TR13	35
E-15	5.20/5.50-15	TR13	30
	5.65/135-15, 5.95/145-15, 6.2-15		
F-15(L)	5.60/5.90-15	TR13	30
	6.35/155-15, 6.85/165-15		
	165X380, 6.9-15		
G-15(L)	6.00/6.40/6.50/6.70	TR13	25
	7.15/175-15, 7.35/185-15		
	17X380, 7.3-15		
K-15(L)	7.00/7.10-15	TR13	22
7.75/195-15, 8.15/205-15, G78-15			
M-15(L)	7.50/8.00/8.20/9.00-15, 7.60-15, 8.85/215-15, 9.15-15, 8.00-16.5	TR13	20
G-16	6.00/6.50-16	TR15	25
K-16	7.00-16	TR15	20
M-16	7.50/8.25-16	TR15	18

Wid Base Tubes (Radial)

SIZE	VALVE	Q'TY/CTN
7/8R14.5	TR300	23
8R16.5	TR15	25
8.75R16.5	TR15	18
9.5R16.5	TR15	15
10R16.5	TR15	12
11R16.5	TR15	10
12R16.5	TR15	7
12.5R16.5	TR15	8
14R16.5	TR15	8
7R17.5	TR300	12
8R17.5	TR300	12
8.5R17.5	TR300	12
8R19.5	TR300	12
9R19.5	TR300	12
18R19.5	TR300	5
8R22.5	TR300	12
9R22.5	TR300	10
10R22.5	TR300	6
11R22.5	TR300	6
12R22.5	TR300	5
13R22.5	TR300	4
16R22.5	TR300	3
11R24.5	TR300	4
12R24.5	TR300	4
15R19.5	TR300	5
15R22.5	TR300	3
18R22.5	TR300	3

Wide Base Tubes (Bias)

SIZE	VALVE	Q'TY/CTN
7/8-14.5	TR300	23
8-16.5	TR15	25
8.75-16.5	TR15	18
9.5-16.5	TR15	15
10-16.5	TR15	14
11-16.5	TR15	10
12-16.5	TR15	8
12.5-16.5	TR15	8
14-16.5	TR15	8
7-17.5	TR300	12
8-17.5	TR300	12
8.5-17.5	TR300	12
8-19.5	TR300	12
9-19.5	TR300	12
18-19.5	TR300	5
8-22.5	TR300	13
9-22.5	TR300	10
10-22.5	TR300	7
11-22.5	TR300	6
12-22.5	TR300	5
13-22.5	TR300	5
16-22.5	TR300	4
11-24.5	TR300	4
12-24.5	TR300	4
15-19.5	TR300	5
15-22.5	TR300	4
18-22.5	TR300	4

Low Section Height Tubes

SIZE	VALVE	Q'TY/CTN
16X6-8	TR13	30
16X6.50/7.50-8	TR13	30
18X7-8	TR244	30
18X8.50/9.50-8	TR13,TR244	20
21X12-8	TR4,TR13	20
22X11-8	TR4,TR13	20
21X8-9	TR13,TR244,TR75A	20
21X8.50/9.50-9	TR13	20
25X12/13.5-9	TR4	22
20.5X8.00-10	TR13	25
23X9-10	TR13,TR244	16
22X7.25-11.5	TR15	20

SIZE	VALVE	Q'TY/CTN
23X8.50-12	TR13	20
23X10.50-12	TR15	20
26X12.00-12	TR15	15
27X10-12	TR244,TR15	15
27X9.50/10.50-12	TR15	15
27X8.50-15	TR15	20
28X9-15	TR15	16
14.50-15	TR15	8
32X12-15	TR75A,TR78A	8
32X12.5-15	TR15	8
29X6.25-16	TR15	23

AUTOMOBILE INNER TUBES

Light Truck Tubes (Radial)

SIZE	VALVE	Q'TY/CTN	SIZE	VALVE	Q'TY/CTN
200R15	TR75A	16	250R15	TR75A	16
300R15	TR75A	10	6.00R15	TR15	25
6.00R15	TR75A	18	7.00R15	TR75A	16
7.00R15	TR150	20	31X11.50-16.30X8.8	TR150	14
7.50R15	TR75A	16	7.50R15	TR150	18
8.15R15	TR177A	16	8.25R15	TR13, TR15	15
34X11/36X11	TR13, TR15	15	8.25R15	TR75A, TR77A	14
8.50R15	TR75A, TR77A	14	9.00R15	TR15, TR150	14
9R15	TR15	20	9.00R15	TR175A	8
10.00R15	TR78A	10	11.00R15	TR78A	8
10/11R15	TR15	14	11/12R15	TR15	14
4.00/450R16	TR15	30	5.00/550R16	TR15	28
205R16	TR15	20	245R16	TR15	18
6.00R16	TR75A	18	6.00R16	TR15	25
6.50R16	TR15, TR150	25	6.50R16	TR75A	18
7.00R16	TR15, TR150	20	7.00R16	TR75A	16
7.50R16	TR15, TR150	18	32X8.8/30X8.0-16	TR15, TR150	16
7.50R16	TR75A, TR177A	14	8.25R16	TR75A, TR177A	12
9.00R16	TR15	14	9.00R16	TR177A	12
280/85R16	TR15	10	10.00R16	TR15, TR78A	10
11.00R16	TR15, TR78A	8	7.00R17	TR75A	14
7.50R17	TR75A	14	8.25R17	TR75A	14
7.00R18	TR75A	14	7.50R18	TR75A	14
7.50R18	TR15	14	245/255/265R15	TR13	16
22X7.25-11.5	TR150CW	35	31X10.5R15	TR13	14
235/85R16	TR75A	12	275/70R16	TR13	14

Truck & Bus Tubes (Radial)

SIZE	VALVE	Q'TY/CTN	SIZE	VALVE	Q'TY/CTN
6.50R20	TR177A	14	14.00R20	TR78A	3
7.00R20	TR177A	12	49X17R20	TR78A	3
7.50R20	TR177A	12	50X20.0R20	TR78A	3
8.25R20	TR77A	10	50X21.0R20	TR78A	3
9.00R20	TR175A	9	10.00R22	TR78A	6
10.00R20	TR78A	7	11.00R22	TR78A	5
11.00R20	TR78A	6	12.00R22	TR78A	4
46X16	TR78A	5	11.00R24	TR78A	4
12.00R20	TR78A	5	12.00R24	TR78A	4
13.00R20	TR78A	4	16.00R20	TR78A	3

Light Truck Tubes (Bias)

SIZE	VALVE	Q'TY/CTN
200-15	TR75A	18
300-15	TR75A	10
6.00-15	TR75A	18
30X11.50-14.5	TR150	14
7.50-15	TR150	18
8.25-15	TR13, TR15	15
8.25-15	TR75A, TR77A	14
9.00-15	TR15, TR150	14
10.00-15	TR78A	8
10/11-15	TR15	14
4.00/4.50-16	TR15	30
205-16	TR15	20
6.00-16	TR75A	18
6.50-16	TR15, TR150	25
7.00-16	TR15, TR150	20
7.50-16	TR15, TR150	18
8.25-16	TR75A, TR177A	12
9.00-16	TR177A	12
10.00-16	TR15, TR218A	10
11.00-16	TR78A	8
7.00-17	TR75A	14
8.25-17	TR75A	14
7.50-18	TR75A	12
8.00-18	TR15	14
265/70-15	TR13	14
235/85-16	TR75A	12

SIZE	VALVE	Q'TY/CTN
250-15	TR75A	14
6.00-15	TR15	25
7.00-15	TR15	22
7.00-15	TR75A	18
7.50-15	TR177A	16
8.15-15	TR75A, TR77A	16
8.50-15	TR75A, TR77A	14
9.00-15	TR175A	8
11.00-15	TR78A	8
11/12-15	TR15	14
5.00/5.50-16	TR15	28
245-16	TR15	18
6.00-16	TR15	25
6.50-16	TR75A	18
7.00-16	TR75A	16
7.50-16	TR75A, TR177A	15
9.00/10.00-16	TR15	12
280/85-16	TR15	10
10.00-16	TR78A	8
11.00-16	TR15	8
7.50-17	TR75A	14
7.00-18	TR75A	12
7.50-18	TR15	14
245/255/265-15	TR13	16
31X10.5-15	TR13	14
275/70-16	TR13	14

Truck & Bus Tubes (Bias)

SIZE	VALVE	Q'TY/CTN
6.50-20	TR177A	15
7.00-20	TR177A	12
7.50-20	TR177A	12
8.25-20	TR77A	10
9.00-20	TR175A	9
10.00-20	TR78A	7
11.00-20	TR78A	6
12.00-20	TR78A	5
13.00-20	TR78A	5
14.00-20	TR78A	4
44-16	TR78A	5
46-16	TR78A	5

SIZE	VALVE	Q'TY/CTN
49X17-20	TR78A	4
10.00-22	TR78A	6
11.00-22	TR78A	5
12.00-22	TR78A	5
11.00-24	TR78A	5
12.00-24	TR78A	5
16.00-20	TR78A	3
49X19	TR78A	4
47X18.0-18	TR78A	5
56X20.0-20	TR78A	4
52X20.5-23	TR78A	4

AUTOMOBILE INNER TUBES

Off The Road Tubes (TG & NHS)

SIZE	VALVE	Q'TY/CTN
9.00 - 20	TR175A	9
10.00 - 20	TR78A	7
11.00 - 20	TR78A	6
12.00 - 20	TR78A, TR220	5
11.00/11.00 - 24	TR78A, TR220	5
12.00 - 24	TR78A, TR220	5
13.00 - 24	TR78A, TR220	4
14.00 - 20	TR78A, TR220	4
14.00 - 24/25	TR78A, TRJ1175C	4
16.00 - 21	TR78A, TRJ1175C	3
16.00 - 24/25	TRJ1175C, TRJ4000	3
18.00 - 24/25	TRJ1175C, TRJ4000	2
18.00 - 33	TRJ1175C, TRJ4000	1
21.00 - 25	TRJ1175C, TRJ4000	2
24.00 - 25	TRJ1175C, TRJ4000	2
KM24	TRJ1175C, TRJ4000	4

* TG : TRACTOR, GRADER

* NHS : NOT FOR HIGHWAY SERVICE

SIZE	VALVE	Q'TY/CTN
13.00-24	TR179A	4
14.00-24	TR179A	4
52X20.5-23	TR179A	3
16.00-24	TRJ1175C	3
56X20.0-20	TR78A	3
18.00-24	TRJ1175C	2
14.00-25	TRJ1175C	4
15.5-25	TRJ1175C	4
16.00-25	TRJ1175C	3
17.5-25	TRJ1175C	3
18.00-25	TRJ1175C	2
20.5-25	TRJ1175C	2
64X22.5-26	TRJ1175C	2
23.5-25	TRJ1175C	2
26.5-25	TRJ1175C	2
18.00-33	TRJ1175C	1
26.5-29	TRJ1175C	1
29.5-25	TRJ1175C	1
29.5-29	TRJ1175C	1

New Development Tubes

SIZE	VALVE	PCS/CTN
400/450-16	TR13 (TR15)	30
500/55-15.5	TR15 (TR218A)	4
19.0/45R17/500/50R17	TR15 (TR218A)	4
12.4R38	TR218A	5
400/55R22.5/400/60R22.5	TR218A	4
500/45R22.5	TR218A	3
500/60R22.5	TR218A	2
600/50R22.5	TR218A	2
700/40-22.5	TR218A	2
400/60-26.5	TR218A	3
500/60R26.5	TR218A	2
600/55R26.5	TR218A	2
700/50R26.5	TR218A	2L
800/40R26.5	TR218A	2L
600/55R30.5/600/60R30.5	TR218A	2L
700/50R30.5/800/45R30.5	TR218A	1
600/65-34	TR218A	2L
700/55-34	TR218A	1
500/60-38	TR218A	2
600/55-38	TR218A	2L
650/60-38	TR218A	1
700/65R38/750/65R38/710/70R38	TR218A	1
360/70R20	TR218A	5
320/825R20	TR218A	5

Farm Tubes

SIZE	VALVE	Q'TY/CTN
8.3/8R22 (260/70R22)	TR218A, TR220A	12
8.3R24/8R24 (260/70R24)	TR218A, TR220A	12
9.5R24/9R24 (300/70R24)	TR218A, TR220A	12
11.2R24/10R24 (320/70R24)	TR218A, TR220A	9
12.4R24/11R24 (360/70R24)	TR218A, TR220A	6
13.6R24/12R24 (380/70R24)	TR218A, TR220A	6
14.9R24/13R24 (420/70R24)	TR218A, TR220A	5
KM24	TR218A, TR220A	4
15.5/80R24	TR218A, TR220A	5
16.5/80R24	TR218A, TR220A	4
16.9R24/14R24 (480/70R24)	TR218A, TR220A	4
18.4R24/15R24	TR218A, TR220A	4
14.9R26/13R26 (420/70R26)	TR218A, TR220A	5
16.9R26/14R26 (480/70R26)	TR218A, TR220A	3
18.4R26/15R26 (520/70R26)	TR218A, TR220A	3
23.1R26 (620/75R26)	TR218A, TR220A	2
28LR26 (750/65R26)	TR218A, TR220A	1
9.5R28/9R28 (300/70R28)	TR218A, TR220A	7
11.2R28/10R28 (320/70R28)	TR218A, TR220A	7
12.4R28/11R28 (360/70R28)	TR218A, TR220A	5
13.6R28/12R28 (380/70R28)	TR218A, TR220A	5
14.9R28/13R28 (420/70R28)	TR218A, TR220A	5
16.9R28/14R28 (480/70R28)	TR218A, TR220A	3
16.5/80R28	TR218A, TR220A	3
18.4R28/15R28 (520/70R28)	TR218A, TR220A	3
21L28	TR218A, TR220A	1
14.9R30/13R30 (420/70R30)	TR218A, TR220A	4
16.9R30/14R30 (480/70R30)	TR218A, TR220A	3
18.4R30/15R30 (520/70R30)	TR218A, TR220A	2
23.1R30 (620/75R30)	TR218A, TR220A	2
8.3R32/8R32 (260/70R32)	TR218A, TR220A	8
9.5R32/9R32 (300/70R32)	TR218A, TR220A	8
12.4R32/11R32 (360/70R32)	TR218A, TR220A	5
24.5R32 (650/75R32)	TR218A, TR220A	1
30.5R32 (800/65R32)	TR218A, TR220A	1
30 X 88	TR218A, TR220A	16
32 X 88	TR218A, TR220A	16
16.9R34/14R34 (480/70R34)	TR218A, TR220A	3
18.4R34/15R34 (520/70R34)	TR218A, TR220A	2
20.8R34 (580/70R34)	TR218A, TR220A	2
23.1R34 (620/75R34)	TR218A, TR220A	1
4.00/4.50/5.00R36	TR218A, TR220A	7

SIZE	VALVE	Q'TY/CTN
9.5R36/9R36 (230/95R36)	TR218A, TR220A	6
11.2R36/10R36 (320/70R36)	TR218A, TR220A	6
12.4R36/11R36 (360/70R36)	TR218A, TR220A	4
13.6R36/12R36 (380/70R36)	TR218A, TR220A	4
11.2R38/10R38 (320/70R38)	TR218A, TR220A	5
12.4R38/11R38 (360/70R38)	TR218A, TR220A	4
13.6R38/12R38 (380/70R38)	TR218A, TR220A	4
14.9R38/13R38 (420/70R38)	TR218A, TR220A	4
15.5R38 (420/70R38)	TR218A, TR220A	4
16.9R38/14R38 (480/70R38)	TR218A, TR220A	3
18.4R38/15R38 (520/70R38)	TR218A, TR220A	2
20.8R38 (580/70R38)	TR218A, TR220A	2
9.5R42/9R42 (230/95R42)	TR218A, TR220A	5
13.6R/12R42	TR218A, TR220A	3
18.4R/15R42 (520/70R42)	TR218A, TR220A	2
20.8R42 (580/70R42)	TR218A, TR220A	2
9.5R44/9R44 (230/95R44)	TR218A, TR220A	5
12.4R46/11R46 (360/70R46)	TR218A, TR220A	3
18.4R46/15R46	TR218A, TR220A	1
9.5R48/9R48 (230/90R48)	TR218A, TR220A	7
11.2R48/10R48 (270/95R48)	TR218A, TR220A	5
16.9R50/14R50	TR218A, TR220A	1
10.5/80R20 (275/80R20)	TR218A, TR220A, TR15	10
12.5/80R20 (335/80R20)	TR218A, TR220A, TR15	7
14.5/80R20 (375/80R20)	TR218A, TR220A, TR15	6
15.5R20	TR218A, TR220A, TR15	5
16.0/70R20 (405/70R20)	TR218A, TR220A, TR15	5
20.0/70R20 (508)	TR150, V3	3
16.5/18R22.5	TR218A, TR220A, TR15	4

AUTOMOBILE INNER TUBES

Industrial, Implement Tubes

SIZE	VALVE	Q'TY/CTN
4.00-8	TR87, TR89, TR244	40
4.00-8	TR13	45
5.00-8	TR244	35
5.00-8	TR13	40
6.00-9	TR75A	25
6.00-9	TR13, TR244	30
4.00/4.50-10	TR13	40
5.00-10	TR244, TR75A	35
5.00-10	TR13	40
6.50-10	JS2, TR75A	25
7.50-10	TR244, TR75A	20
9.00-10	TR75A	18
5.00-12	TR13	40
6.00-12	TR13	33
7.00-12	TR75A	20
7.00-12	TR13	23
10.0/80-12	TR15	15
8.50-12	TR15	20
23X10-12	TR150CW	30
9.00-13	TR15	16
7.5/9.5L14/15	TR15	16
7-14	TR13	25
9.5L-14/15	TR15	16
5.00-15	TR15	30
8.15-15	TR177A	16
200/60-14.5	TR15	25
12.5L-15/16	TR15	12
10/11-15	TR15	14
10.0/75-15.3	TR15	14
12.5/60-15	TR15	15
11.5/80-15.3	TR15	12
12.5/80-15.3	TR15	12
400/60-15.5	TR15	8
10.00-16	TR15	10
11.00-16	TR75A	7
11.00-16	TR15	8
11L-15/16	TR15	14
9.0/70-16	TR15	20
7-16	TR15	28
8-16	TR15	25
10.5/65-16	TR15	12
9.5-18	TR15	14

SIZE	VALVE	Q'TY/CTN
11.5/20-16	TR15	12
30X80-16	TR75A	18
13.0/55-16	TR15	9
13.0/75-16	TR15	9
13.50-16.1	8A	9
14.0/65-16	TR15	9
14L-16.1	TR15	9
23X5	V3-02-8	14
11.2-15	TR15	14
17R400	TR13	25
19R400	TR13	20
15.0/55-17	TR15	6
13.5/75-17	TR15	6
10.5/80-18 (275/80-18)	TR15	10
12.5/80-18 (235/80-18)	TR15	8
13.0/60-18 (335/65-18)	TR15	8
15.0/70-18	TR15	6
4.00-18	TR15	25
4.00-19	TR15	25
6.00-19	TR15	18
8.00-19	TR15	12
6.50-20	TR15	17
7.5-20	TR15	14
9.5R/9R20 (300/70R20)	TR218A, TR220A	10
11.2R/10R20 (320/70R20)	TR218A, TR220A	8

Industrial & Trailer (Lawn & Garden) Tubes

SIZE	VALVE	Q'TY/CTN
2.80/2.50-4	TR87	100
4.10/3.50-4	TR13	90
4.10/3.50-4	TR87	90
4.10/3.50-5	TR13	80
4.10/3.50-5	TR87	80
11X4.00/4.50/6.00-5	TR87	70
13X5.00/6.50-6	TR13	55
15X6.00-6	TR13	50
4.10/3.50-6	TR13	70
4.10/3.50-6	TR87	70
5.30/4.50-6	TR87	55
3.50/3.00-8	TR13	55
3.50/3.00-8	TR87	55
8.00R6/7	TR87	30

Flaps

FIT TIRE SIZE	FLAP SIZE (INCH)	WIDTH (MM)	PACKING FLAPS / CARTON	CONTAINER LOAD(20') CARTONS	CARTON CBM
5.00-8	8-4.6	118	12	960	0.2088
6.00-9	9-4.6	118	12	960	0.2088
6.50/7.50-10	10-5.8	147	12	960	0.2088
7.00-12	12-5.7	144	12	960	0.2088
23X10-12	12-8.5	215	12	960	0.2088
650/825-15	15-7.4	187	12	960	0.2088
8.25/9.00R15	15-7.1	180	10	690	0.0400
900/1100-15	15-8.3	210	10	690	0.0400
7.00/7.50R16(DC)	16-6.8	173	10	960	0.0288
7.00/7.50R16(SDC)	16-6.8	173	10	960	0.0288
6.50/8.25-16	16-6.9	176	10	960	0.0288
9.00-16	16-7.1	180	10	960	0.0288
7.50-18	18-7.8	198	10	690	0.0400
6.50/8.25-20	20-7.8	198	10	630	0.0440
9.00-20	20-8.0	202	10	630	0.0440
9.00R20(20R7.0)	20-7.0	178	10	630	0.0440
9.00-20(20R6.0)	20-6.0	154	10	630	0.0440
10/11.00-20	20-8.2	208	10	630	0.0440
10/11.00R20	20-8.2	208	10	630	0.0440
12.00-20	20-8.2	208	10	630	0.0440
12.00R20	20-8.2	208	10	630	0.0440
10/11.00-22	22-8.3	210	8	630	0.0440
10/11.00R22	22-8.3	210	8	630	0.0440
12.00-24	24-9.1	230	6	690	0.0400
12.00R24	24-9.1	230	6	690	0.0400
13/14.00-20	20-9.8	250	8	460	0.0600
13/14.00-24/25	24-11.1	282	5	590	0.0469
16.00-20/21	20-11.8	300	5	580	0.0479
16.00-24	24-11.1	282	5	590	0.0469
15.5/17.5-25	25-13.2	336	5	435	0.0633
18.00-25	25-13.2	336	5	435	0.0633
20.5-25	25-17.7	450	3	610	0.0455
23.5-25	25-19.5	495	3	520	0.0532
26.5-25	25-23.2	590	2	370	0.0739
36X11-16	16-8	203	5	690	0.0400
40X14-16	16-12	305	5	630	0.0400
44X16-18	18-12	305	5	630	0.0440
49X17-20	20-14	356	5	580	0.0479
56X16-28	28-12	305	5	435	0.0633
40X14-16	16-10	254	5	690	0.0400

PRECURED CURING ENVELOPES

Curing Envelopes(Short Skirt)

ORDER NO.	SKIRT LENGTH	FIT TIRE SIZE		Q'TY/CTN
		STANDARD	METRIC	
1 SE	370MM	12.00-20, 11.00-22, 15-22.5		5
2 SE	311	11.00-20, 10.00-22, 11-24.5		5
3 SE	302	10.00-20, 11/12-22.5	295/80R22.5, 285/75R24.5, 275/80R24.5	5
4 SE	275	9.00-20, 10.00-22.5	275/80R22.5, 295/75R22.5, 315/70R22.5	6
5 SE	260	7.50-20, 8.25-20, 9-22.5	245/75R22.5, 255/70R22.5, 265/75R22.5, 275/65R22.5, 295/70R22.5	6
6 SE	302	10.00-15		6
7 SE	260	7.00-17/18, 7.50-18, 8-19.5, 9.00-15, 9.00-16/16.5		7
8 SE	230	7.00/7.50-15/16, 6.00/6.50-16		8

Curing Envelopes(Long Skirt)

ORDER NO.	SKIRT LENGTH	FIT TIRE SIZE		Q'TY/CTN
		STANDARD	METRIC	
1 LE	356MM	11.00-24, 11-24.5		4
2 LE	381	10.00-22, 11.00-22, 12-22.5, 13-22.5		4
3 LE	457	16.5-22.5		3
	406	11.00-20, 12.00-20, 14/80R20, 15-22.5		4
5 LE	330	11-22.5	295/80R22.5, 275/80R24.5, 285/75R24.5	4
6 LE	356	10.00-20	315/75R22.5, 315/80R22.5	4
7 LE	381	13/80R20		5
8 LE	330	9.00-20, 10-22.5	295/75R22.5, 315/70R22.5	5
9 LE	305	7.50-20, 8.25-20, 9-22.5	245/75R22.5, 265/75R22.5, 295/70R22.5	5
10 LE	381	10.00-15, 11.00-15		5
11 LE	267	7.50-17, 10-17.5, 7.00-18, 7.50-18, 8-19.5, 6.50-20, 7.00-20		5
12 LE	292	8.25-16, 9-19.5		5
13 LE	318	9.00-15, 9.00-16, 8.25-17		6
14 LE	229	8-16.5, 8.5-17.5	215/85R16	7
15 LE	254	8.75-16.5, 9.50-16.5, 7.00-17	P235/75R15, 235/85R16	8
16 LE	279	7.00-15, 7.50-15, 7.60-15, 8.25-15, 7.00-16, 7.50-16		8

Curing Envelopes(Extended Skirt)

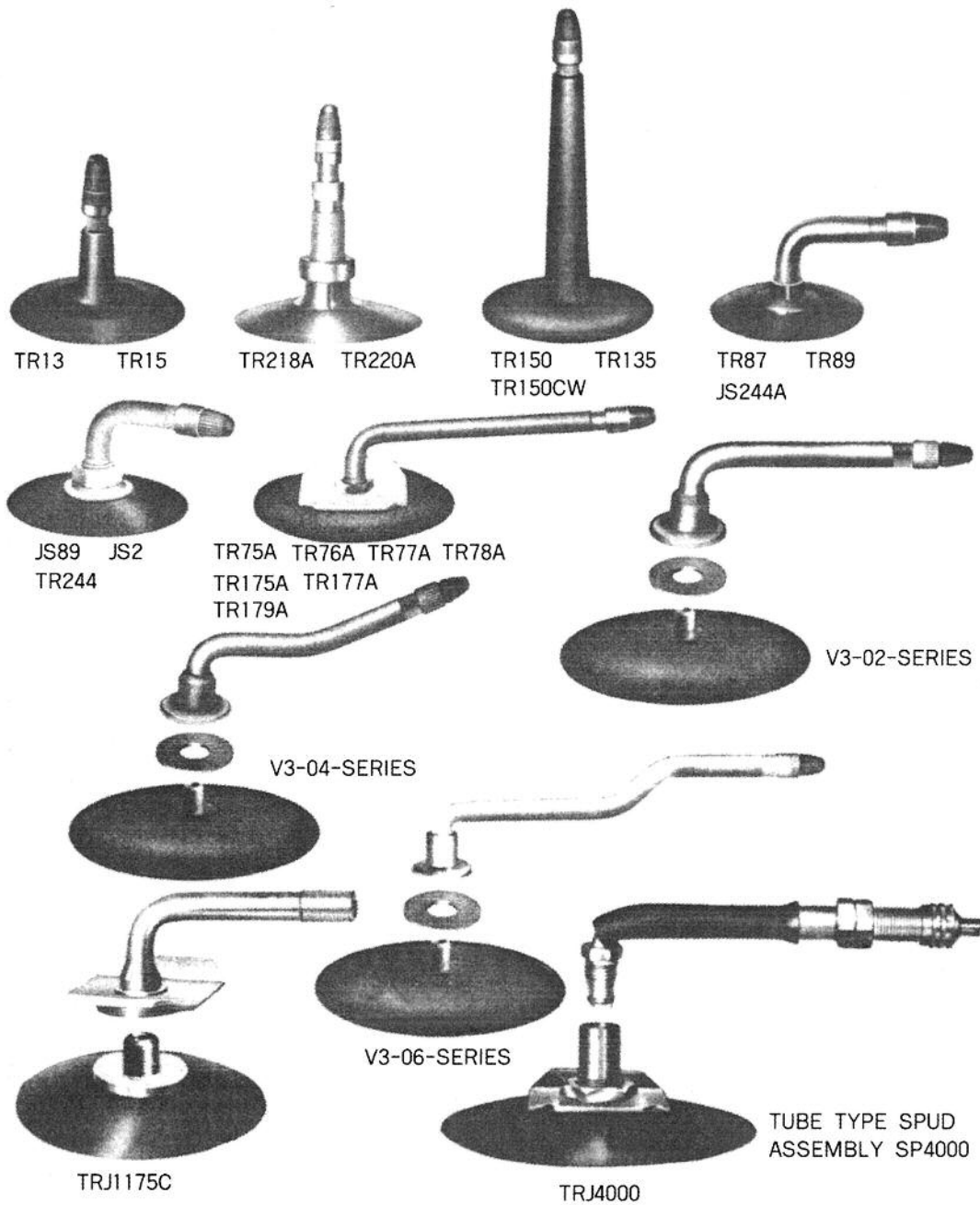
ORDER NO.	SKIRT LENGTH	FIT TIRE SIZE		Q'TY/CTN
		STANDARD	METRIC	
1 ES	381MM	11-24.5	315/80R22.5	4
2 ES	406	10.00-22, 11.00-22, 12-22.5, 13-22.5		4
3 ES	432	11.00-20, 12.00-20, 14/80R20, 15-22.5		4
4 ES	457	16.5-22.5		3
5 ES	356	11-22.5	295/80R22.5	5
6 ES	381	10.00-20	315/75R22.5, 315/80R22.5	5
7 ES	406	13/80R20		5
8 ES	330	10-22.5	275/80R22.5	5
9 ES	357	9.00-20	295/75R22.5, 315/70R22.5	5
10 ES	305	9-22.5	265/75R22.5	5
11 ES	330	8.25-20	245/75R22.5, 295/70R22.5	5
12 ES	267	7.00-18, 8-19.5, 6.50-20		5
13 ES	292	7.50-17, 10-17.5, 7.50-18, 7.00-20		5
14 ES	318	8.25-16, 9-19.50		6
15 ES	343	9.00-16, 8.25-17, 9.00-15		5
16 ES	254	8-16.5, 8.75-16.5, 8.5-17.5	P235/75R15, 215/85R16	8
17 ES	279	7.00-15, 7.00-16, 7.50-15, 7.50-16, 7.60-15, 9.50-16.5, 7.00-17	235/85R16	8
18 ES	330		275/80R24.5, 285/75R24.5	5

Curing Tubes

SIZE	VALVE	PCS/CTN
7.50-16	Z1-01-03	9
7.50-17	Z1-01-03	8
8.25-16	Z1-01-03	8
8.25-20	Z1-01-03	7
9.00-20	Z1-01-03	5
10.00-15	Z1-01-03	6
10.00-20	Z1-01-03	5
10.00-22	Z1-01-03	4
11.00-20	Z1-01-03	4
11.00-22	Z1-01-03	3
11.00-24	Z1-01-03	3
12.00-20	Z1-01-03	3
12.00-24	Z1-01-03	3
14.00-24	Z1-01-03	2
KM24	Z1-01-03	2
16.00-24/25	Z1-01-03	2
18.00-24/25	Z1-01-03	1
17.5-25	Z1-01-03	1
20.5-25	Z1-01-03	1
23.5-25	Z1-01-03	1
26.5-25	Z1-01-03	1

Rimless Curing Envelopes

ORDER NO.	SKIRT LENGTH	FIT TIRE SIZE		Q'TY/CTN
		STANDARD	METRIC	
RC 1	432MM	11R24.5		4
RC 4	420	11R22.5	275/80R24.5, 285/75R24.5	4
RC 5	455	10.00R20, 11.00R20, 13/80R20	295/80R22.5, 315/75R22.5	4
RC 10	381	825R20	265/75R22.5	5
RC 15	279	8R16.5		8



STUFFING PROGRAM(AUTOMOBILE TUBES)

PACKING: Each piece of tube wrapped in a blank vinyl bag and sizable numbers of tubes packed in a carton
 STUFFING: 585 Cartons available for 20ft container by normal carton and 1000 cartons available for 40ft container by normal carton subject to legal weight limit

CARTON MEASUREMENT

NORMAL ONE: 0.0481 CBM

LARGE ONE: 0.0551 CBM

REF: Available max 28 CBM for 20ft container and 48 CBM for 40ft container due to legal weight limit.

STUFFING PROGRAM(PRECURED TREAD RUBBER)

PACKING: Each piece rolled and 2 rolls packed in a gunny bag

STUFFING: 650 Gunny bags available for 20ft container, carton packing available

“DONGAH” QUALITY ASSURANCE FOR INNER TUBES(BRIEFS)

1. 0. SCOPE

THIS QUALITY ASSURANCE IS FOR SUPPLYING OUR INNER TUBES TO YOUR HONORABLE COMPANY.

2. 0. PHYSICAL PROPERTIES (MINIMUM)

2. 1. TENSILE (AWAY FROM SPLICE, Kg_f/cm²): MIN 85

2. 2. SPLICE TENSILE (Kg_f/cm²): MIN 35 (BUTT TYPE)

2. 3. ULTIMATE ELONGATION(%): MIN 500

2. 4. PERMANENT SET AFTER AGING(%): MAX 30

3. 0. MATERIAL

3. 1. COMPOUND : RUBBER HYDROCARBON SHALL NOT BE LESS THAN 50% (NORMAL QUALITY)
OR 55% (HIGH QUALITY) BY VOLUME FOR BUTYL BLEND.

3. 2. POLYMER : BUTYL/BUTYL BLEND

4. 0. PRODUCTS GUARANTEE

4. 1. GUARANTEE 2 YEARS STORAGE IN STANDARD STORAGE CONDITIONS

4. 2. CLAIM SETTLEMENT : BASICALLY COMPENSATE WITHOUT THE DEFECTS VERIFICATION FOR THE
MINOR SMALL QUANTITY FOR SMOOTH AND SPEEDY BUSINESS PROGRESS.
HOWEVER, LARGE VOLUME CLAIM OR FREQUENT SMALL QUANTITY ONES SHOULD BE IDENTIFIED BY
VERIFYING THE DEFECTED PARTS OR PERSONAL VISIT INVESTIGATION.

THE POWER TO SURPRISE

DONG AH TIRE & RUBBER CO., LTD.

Homepage <http://www.dongahtire.co.kr>

HEAD OFFICE & FACTORY

Address 90 YUSAN-DONG, YANGSAN-CITY,
KYOUNGNAM, KOREA

Phone (INTL) 82-55-370-7740~5

Fax (INTL) 82-55-370-7799

E-mail jmbae@dongahtire.co.kr

SEOUL BRANCH OFFICE

Address #552-2, SUNGNAE-DONG, KANGDONG-KU,
SEOUL, KOREA

Phone (INTL) 82-2-477-4181~6

Fax (INTL) 82-2-477-4180

E-mail yhshim@dongahtire.co.kr